



THE OUTDOOR
LIVING GROUP

Content

05

About us

08

Oleander
Veranda

18

Glass Rooms

30

Textile Roofs

06

Our process

14

Pogonia
Veranda

24

Louvered Roofs

34

Awnings





About us

We are a family owned business specialising in the design, planning and installation of exceptional glass rooms, verandas, awnings, louvered and textile roofs. We partner with award winning German and Italian manufacturers to bring you the very best outdoor living products. We take the time to understand your vision and work with you to turn your dreams into reality.

Over 20 years experience

Over the years we have built an excellent reputation for understanding our customers' needs and consistently delivering a great service combined with premium products. We have expertise in every part of the industry from design to manufacturing, through to installation with our team of fully qualified fitters. You can always be sure of outstanding results from The Outdoor Living Group in terms of service, style and cutting-edge technology.

Our service promise to you

Our expert designers will listen carefully to your specific needs and ideas. They will advise you and be available throughout the design and installation process, keeping you informed at every stage until your project is successfully completed.

Our 1-2-3 step process

We provide a free consultation and on-site 3D visual design of how your dream outdoor space will look to ensure you are completely satisfied before confirming your order.

Premium products

All of our products have been meticulously crafted by expert teams of engineers using the highest quality materials to ensure that they not only look premium, but are robust enough to stand the test of time. We offer a considerable range of colours and materials to complete the appearance as well, allowing you to truly tailor your outdoor living experience with the best fabrics and finishes.

Our process

Every outdoor living space we create is different because it is unique to our client's wishes and requirements. Each design consultation is treated individually but we apply our tried and tested 3 step process to ensure our clients have a great experience with us.



01 02 03

Details

One of our experienced designers will take the time to listen to your ideas, aspirations and objectives - we'll suggest ways of turning your dream outdoor space into an all year-round reality. Our experience means we are capable of successfully taking on highly customised, unique projects and we will consider all requests. We can then provide you with a formal, fixed price - this is guaranteed and will not increase during or after installation. As part of the process we also construct a 3D visualisation of your design for you to approve.

Design

Once the design is approved and you have placed an order, a site survey will be conducted to ensure your products are made with complete precision. At this stage the surveyor will finalise any technical design elements, frame colours and accessories you have chosen to include, so you know exactly what the finished installation will be. Your precision engineered products are then made by our manufacturers and a final quality check is carried out before your products are packed and shipped using specialist carriers.

Delivery

An installation date is usually confirmed within a week of a survey being completed so you have plenty of time to prepare. All installations are carried out by our fully trained and highly skilled team of fitters. With our streamlined approach, we offer some of the fastest installations in the UK. Once the project is completed you will be given a full demonstration on how to use and maintain your new outdoor living space and any accessories. And that's it - sit back, relax and enjoy your dream space.

For your total peace of mind

When you choose us, you are in safe hands. All our verandas, glass rooms and louvered roofs carry a ten-year framework guarantee from the date of installation. Our awnings and other shading products have a five-year guarantee. This covers both manufacturing and installation defects. T&C's apply.



Oleander Veranda

Enhance the look of your home as well as enjoying an extended living space all year round with our stylish and fully modular Oleander veranda.

Our verandas breathe a fresh lease of life into existing gardens and living spaces. We work closely with you to ensure that your veranda is designed to be both functional yet elegant and stylish at the same time. The Oleander utilises a tradition mono pitched roof with cutting edges design benefit.


Modular design

The modular nature of the Oleander verandas allows you to start off with a basic roof design, then easily and quickly introduce additional features and accessories over time such as shade, lighting and heating. Our verandas are so versatile that you can even add side glazing and

convert the structure to a full glass room allowing you to extend the time and enjoyment you gain from your outdoor living space in the process.

Superior materials

Our exceptional premium laminated glass patio roof provides protection against the elements all year round. The versatile design of the veranda allows you to choose whether it comes with or without a roof overhang, both of which integrate guttering in a seamless and subtle way. Our verandas also stand out thanks to the vast range of powder-coated colours and durable finishes included as standard.





Key design features



Refined design

The considered design of our verandas means that every little detail has been meticulously planned to look sleek and minimal, whilst being able to conceal much of the inner workings. Don't be fooled by its elegant exterior however - all materials used are extremely robust and corrosion-resistant.



Resilient roof covering

All of our verandas are constructed using the highest quality 10.8mm laminated roof glass. The composition of this tough, shatter-proof glass has been crafted by our certified structural engineers using precise and accurate calculations.



Discretely integrated drainage

Our verandas allow rainwater to efficiently drain away through discretely integrated gutters and drainage outlets that are built into the structural posts. We also offer optional foliage screens that prevent the ingress of leaves, twigs and debris from obstructing the gutter.



Case study

Customer
Mr & Mrs Andrews

Area
Basingstoke

Main features:

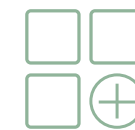
- ✓ Large outside dining and cooking area
- ✓ Roof overhang to extend the usable area
- ✓ Recessed posts into existing paving

Customer voice

We love to be outside in our garden whenever possible and we also use our BBQ 3-4 times a week all year round. We wanted a large area so we could also dine outside but did not want too much framework or anything that would take light away from our home.

The design

The glass veranda benefits from an additional roof overhang which extends the usable space. We recessed the posts into the ground and then cut the paving back in - the drainage was integrated into the structure and has no visible downpipes. Finally, we installed 2 remote controlled colour matching heaters so that they can dine outside whenever they wish.



Fully adaptable

The impressive flexibility of our fully configurable verandas allows adjustment of the look or function quickly and easily. Furthermore, there are no additional costs for any structural safety adjustments made in the process.



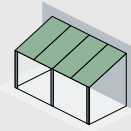
Atmospheric LED lighting

Create the perfect mood with our remote controlled wall-mounted or fully integrated LED lighting options. By introducing lighting you will be able to extend the time you are able to enjoy your veranda throughout the year.

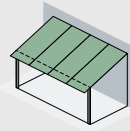
In detail

Not every garden or patio has a rectangular layout and in this situation the Oleander comes into its own with various possibilities on design and style.

Roof models

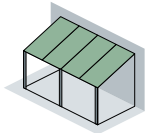


No roof overhang (with integrated guttering)

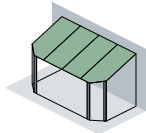


With roof overhang integrated guttering

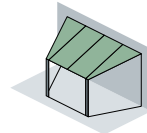
Roof types



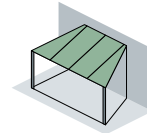
Pent roof



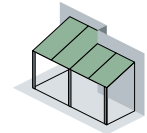
Sloping pent roof



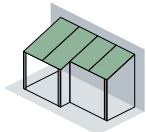
Trapezium shaped roof sloping to eaves



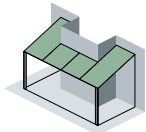
Trapezium shaped roof sloping to ridge



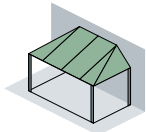
Pent roof with wall offset



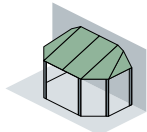
Pent roof with roof guttering offset



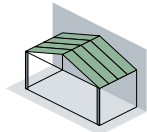
Pent roof with balcony cut-out



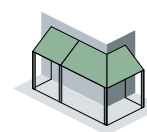
Hipped pent roof



Pent roof, hipped and sloping forwards



Gable roof



Circumferential pent roof

Attractive post forms

The posts of our verandas are available in square or round design. You can also choose between 200 RAL frame colours to match any current trend or existing colour scheme.

Large-span guttering

By using our oversized front gutter beam we can install verandas with roof spans of 7 meters with only 2 posts, giving you uninterrupted views of your outside space.



Square post



Round post

We offer a wide variety of accessories that will help tailor your veranda or glass room to your needs. From smart technology to make life easier on your patio, to shades that make your space more versatile come rain or shine, we've got it covered!



Heating systems

Add one of our heaters for instant heat combined with state of the art technology.



Integrated lighting

Enjoy long evenings with our discreet, remote control lighting options.



Roof shades

Sun covers can be created and installed to suit every glass room or veranda.



Vertical shades

Our anti-glare vertical shades offer protection from the wind and privacy all rolled into one.



Accessories

Control the shading in your veranda from anywhere within your home with our remote controls.

Pogonia Veranda

Introducing the Pogonia veranda, where spectacular design meets sophisticated technology to transform your patio into a personal haven of comfort and style.

This particular model features a modern roof style, transcend mere architectural marvels to become a canvas for your personal expression, transforming your outdoor area into a sanctuary beyond a simple space.

Spectacular design

Embrace elegance and innovation with the Pogonia veranda, where modern cubic architecture meets sophisticated technology. Unlike traditional patio roofs that slope outwardly for rainwater drainage, these verandas ingeniously integrates the pitch within their frame, rendering them invisible and preserving the sleek, cubic design. This fusion of clear lines with effective water management not only enhances natural light intake but also offers

dependable weather protection, making it the ideal choice for those seeking a blend of contemporary style and functional excellence in their outdoor living space.

High-quality materials

The Pogonia veranda blends high-quality materials with intelligent solutions to offer unparalleled comfort. Crafted with sophistication, the durable aluminium construction undergoes static testing to ensure longevity. Features like an integrated heating system and remote or Smart Home controls for awnings elevate convenience, while a broad palette of frame colours allows for personalisation. Experience the perfect combination of durability, functionality, and style.



In detail Pogonia Veranda

Beyond the cutting-edge design, we believe in creating an atmosphere that feels uniquely yours. The cubic elegance of the Pogonia glass veranda beautifully enhanced with high-quality decorative strips and an innovative lighting concept for posts and roof supports, setting the perfect mood for any occasion.



Sun and weather protection

Achieved through a seamlessly integrated vertical awning, optimal sun and weather protection is ensured where the square cassette integrates flawlessly into the glass patio roof, leaving no visible transitions, edges, or attachments.



Homely integrated awnings

Integrated awnings ensure a pleasant patio climate and sun protection, designed to be sleek and easy to clean. Positioned under the veranda roof, they stay protected from moisture and dirt, keeping the fabric clean and attractive.



Reliable rain protection

The design features strong, sturdy, and watertight roof support beams and a cover profile for wall-connected installation includes a cover profile that shields the roof support, ensuring enhanced rain protection.



Incomparable light atmosphere

Brighten your patio with LED strips, enabling mood-specific lighting with easy control via a hand transmitter or App. Personalise further with decorative strips on supports for a unique, atmospheric outdoor space.



Modular multi-section units

To accommodate larger outdoor spaces, our verandas can be installed in multi-section units side by side, with any gaps between posts and roof beams discreetly and elegantly hidden by a practical cover profile.



Sleek downpipes integration

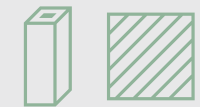
The design elegantly merges downpipes and waste pipes using aluminium panels for a sleek look. Unsightly overhangs, soffits, or facades are neatly concealed, guaranteeing a neat and unified look.

Key design features



Clever construction

The unique roof support and glass system ensures reliable drainage and cubic design without angled supports, optimizing head clearance.



High-quality materials

High-quality, durable aluminium designs with smart controls and customisable colours ensure ultimate comfort and personalisation.



Product control options

Accessories offer diverse controls: hardwired, remote, Smart Home, enabling fine-tuned operation of awnings, LED strips and heating.

Glass Rooms

Creating a dream space that seamlessly interconnects home comforts with the relaxing expanse of your garden; our glass rooms act as the conduit for you to enjoy an extended living space that provides an oasis for friends and family to enjoy throughout the year.

Our glass rooms are designed to the highest quality to give you a living space that will not only look amazing, but will also stand the test of time. Both the Oleander and Pogonia verandas can be converted into glass rooms.

Beautifully crafted, effortlessly stylish

Our elegantly styled glass rooms ooze sophistication and class with their clean lines and modern form. Not only do they look stunning, but they do not compromise on quality or practicality either. With the addition of frameless sliding glazing elements, you'll be able to get panoramic

views of your Exterior space as well as eliminating any overheating issues that can affect many conservatories.

Fully customisable living

The modular nature of the product means that over time you can extend its capabilities to include a rich suite of additional functions and accessories, such as atmospheric LED lighting or heating systems. Our state of the art roof and external side shades can be controlled remotely to provide additional climate control no matter what the conditions outside.





Effortless action

Our easy-glide glass panels are extremely smooth to operate, allowing access to ventilation quickly and easily. All glass rooms even feature a foot operated lock, making it easy to close and secure the door.



Intelligent elements

Our glass rooms do not just look great, but they are also intelligent and practical. The actuator function allows all glass panels and elements to transparently glide in unison, creating a seamless experience.



Durable aluminium structure

Whilst our glass rooms may look elegant and minimalistic on the eye, you can be confident in the knowledge that they're manufactured and fitted using only the highest quality products to be both robust and hard wearing in all weather conditions.

Key design features



Case study



Customer
Mr & Mrs Jones

Area
Isle of Man

Customer voice

We live on the Isle of Man with exceptional views of the valley - we wanted a way in which to extend our living space and maximise our views. We chose a glass room over a traditional conservatory which allowed us to keep our panoramic views whilst losing almost nothing in either light or aspect. We are absolutely delighted with the end result and The Outdoor Living Group completed the work with minimal disruption in just one week.

The design

From initially talking with Mr & Mrs Jones it was apparent that we had exactly the product they were looking for. The outdoor living space was to be used for entertaining but also importantly as a family room where the couple could relax and take in the beautiful views. We also assisted them with all the information required for the planning application.

Main features:

- ✓ Beautiful panoramic views
- ✓ Lighting, heating & roof shade for all year use
- ✓ Indented posts with integrated drainage

In detail




Our glass rooms allow you to enjoy your surroundings in comfort, whilst taking advantage of the latest in-built technologies and systems that will make your quality of living incredibly effortless and comfortable.



Smooth closing motion

When using the glass doors, our soft closing system makes the transition effortless - the motion is also totally silent and can be done with the lightest of touches.



Elegant foot operated catches

Using the intelligent door locking system you can quickly and easily operate the lock from the inside with your foot to prevent you from having to bend down. The glass panels remain in position when fully or partially open.



Efficient water drainage

Super-efficient and patented weather repellent seals line the blades around the perimeter of the roof and guide any excess rainwater down the discretely integrated drainage ducts built into the legs of the structure.



Fully integrated lighting

Increase the time you can enjoy your louvered roof with an extensive range of evenly distributed, integrated LED lighting within the structure itself which can also change colour.



Screens

Relax and utilise your louvered roof well into summer evenings as you have the ability to easily control how much intense sunlight you let in with the latest remote-controlled integrated shade screens.



Glass doors

We understand your needs for the most suitable glass door configuration. With numerous options and sizes our sliding glass doors will help deliver a unique space and enhance your outdoor living experience.

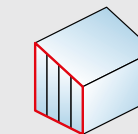
Need help landscaping your garden



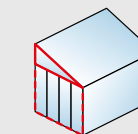
We can arrange and project manage the landscaping of your garden to ensure your vision for your outdoor living space is brought to life.

Matching side glazing

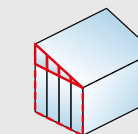
We offer a range of stylish and functional glazed options that suit your lifestyle and enhance your outdoor living experience.



Fixed glazing with no vertical or horizontal struts.



Fixed glazing at the top with a glass sliding wall below.



Sturdy fixed glazing at the top with a glass sliding wall or fixed glazing below.

Louvered Roofs

Our premium Italian designed louvered roofs allow you to take full control of your outdoor living space. Spend as much time as you like enjoying your garden throughout the year with the help of our beautifully crafted structures.

Become one with nature by introducing one of our meticulously crafted louvered roofs, which maximise comfort with minimum energy consumption.

Technical innovation


Our louvered roofs are the peak of innovative engineering when it comes to numerous integrated technological systems. The roofs boast technical advancements such as a unique 0 - 135 degree twist motion, which allows the slatted blades to be manoeuvred with precision whilst remaining in contact with the frame throughout the entire motion. This patented

opening system we call the 'Twist Motion' makes our roofs stand out for their efficient and reliable modern design. The louvered roofs do not only look stunning in any setting, but they are extremely robust and built to last with the help of our one-piece construction and extra strong aluminium. Whatever the weather has in store, the discretely designed structure delivers integrated guttering and drainage outlets within the posts to let excess rainwater

drain away. However you can also manipulate the slatted blades to allow as much sunlight through as you'd like, giving full control of your garden microclimate.

Flexibly Modular

Our louvered roofs are designed to unlock and enhance areas of your patio or garden to become havens of tranquillity. The beautifully modular design of the roofs gives you the opportunity to introduce a wide range of extras which include features such as sliding glass doors, outdoor blinds, atmospheric LED lighting and electric heaters. Internal blade insulation can also be included to reduce the sound of rain on the roof by up to 70%. You are even able to introduce additional glazing at any point, to create a completely enclosed room.



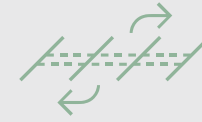
“

We were consistently updated on our order's progress and the fitters were a pleasure to work with. ”

Mr & Mrs Stewart | Kent



Key design features



Long-Life arm technology

Long-Life arms give all of our awnings the ability to cope with extreme conditions even under high-tension forces. We combine the Long-Life arm technology with robust aluminium strengthened joints to give every awning unrivalled stability and strength.



Certified up to wind force 5

Our unique folding Long-Life arm technology has been rigorously tested under extreme conditions and is underpinned by a robust aluminium forged component technology preventing the awning from being disrupted by gusty conditions.



Contemporary and compact

When in use our awnings can dramatically transform any exterior space. However when folded away they are beautifully compact and unobtrusively slim. They are easy to install with options of flat or oval casing that leave absolutely no visible screws, brackets or fixings.




In detail

Our louvered roofs offer two ground breaking innovative patents. The twist motion delivers undeniably elegant blade rotation and the side seal guarantees perfect insulation from the external elements.

Patent one: Twist motion

The patented twist motion blades can be remotely operated to rotate through 135 degrees giving you full control over both the amount of shade and breeze that enters the structure, maximising comfort whilst minimising energy consumption.



Patent two: Side seal

The second patent is a side seal which ensures that the entire perimeter of the louvered roof is perfectly insulated from the external elements. Our side seal technology is so good it guarantees that excess water can't penetrate the structure and looks to guide water down the discretely hidden drainage ducts.



Spoilt for choice


There are two different styles to choose from - the Feritoia Twist and the Feritoia Varia, both of which are equally sophisticated and unique.

The modular Feritoia Twist

The revolutionary Feritoia Twist structure allows you to rotate the integrated motorised blades from 0-135 degrees. When open the blades are able to shield you from direct sunlight, whereas when closed they provide watertight protection, allowing rain to flow away through the drainage system.

The versatile Feritoia Varia

Glass doors can also be introduced to give a fantastic combination of protection as well as subtle shade options providing you with a fully flexible living space no matter what the time of year. Feritoia Varia has seamlessly integrated zip closures within the already streamlined profile sections of the louvered roof structure, that keep the shades in position.



Efficient water drainage

Super-efficient and patented weather repellent seals line the blades around the perimeter of the roof and guide any excess rainwater down the discretely integrated drainage ducts built into the legs of the structure.

Fully integrated lighting

Increase the time you can enjoy your louvered roof with an extensive range of evenly distributed, integrated LED lighting within the structure itself which can also change colour.

Screens

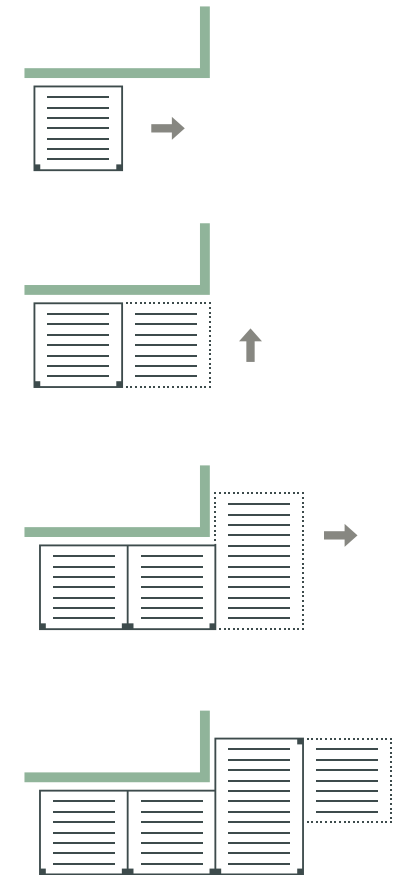
Relax and utilise your louvered roof well into summer evenings as you have the ability to easily control how much intense sunlight you let in with the latest remote-controlled integrated screens.

Glass doors

We spend the time to truly understand the most suitable glass door configuration for you. With numerous options and sizes our sliding glass doors will help deliver a unique space and enhance your outdoor living experience.

Abundantly modular

Our modular structures give you full control to build your dream environment and extend its capabilities by introducing a rich suite of functions and accessories.





Textile Roofs

Enjoy outdoor living throughout the year with our beautifully stylish and elegant textile roofs. Let the simple roll back roof determine how much sun or shade you let in.

Maximise your exterior garden space with a choice of two stunning textile roof styles, the Viola or the Protea. The Viola is durable and comes with the optional extra function of a drop-down valance for additional protection or privacy. The Protea combines elegance with strength and can withstand extreme weather.

The versatility of the Protea really comes into its own with the addition of optional frameless side glazing, providing shelter from even the most extreme of weather. Both styles of roof come in a wide variety of frame and fabrics styles, so you're sure to find a perfect match. Our uniquely designed textile roofs give you a breathable social environment that you can enjoy with friends and family the whole year round. Our design guarantee ensures that not one part will be 'off the shelf', meaning your design is truly bespoke.

Key design features



Multitude of styles

With our huge range of frame styles and over 50 standard fabric colours you will be spoilt for choice - you'll also know that your chosen roof will be designed to your exact specifications and taste.



100% waterproof

Our textile roofs use the latest nanotechnology to repel water and resist dirt and grime clinging to the surface. Thanks to this state of the art microscopic technology, both rain and liquids simply roll off without a trace.



LED lighting and heating

Enjoy the outdoors any time of day as well as ensuring the atmosphere is just right with our stunning LED lighting and heating options. The remote-controlled lighting and heating can be wall mounted or fully integrated.



Resilient structure

Thanks to our rigorously tested framework, you can rest assured that our structure guarantees the roofs can withstand extended winds of up to force 6, giving you peace of mind no matter how bad the weather gets.



Case study

Customer

Mr & Mrs Frances

Area

Leatherhead

Customer voice

We love to entertain people at our home, and we enjoy sitting in our garden to eat. We've used different parasols in the past but they were useless in the rain.

The Outdoor Living Group provided the perfect solution with a textile roof which was ideal for us and allowed us to entertain regardless of the weather.

The design

The client needed to shade a large area - the PVC cover of the textile roof is extended via a remote control and held at a particular tension, making it possible for the roof to disperse rainwater at a shallow pitch of 8 degrees. We also installed two high powered eco-friendly patio heaters.



In detail

Our beautifully designed all-weather textile roofs come in two styles, the durable Protea and the stylish yet versatile Viola.

The Protea


The fantastically robust all-weather Protea is a fully retractable textile roof which will extend the time you'll get to enjoy your outdoor space throughout the year, no matter what the elements throw at you. This premium product has many unique properties, such

as the ability for you to convert the structure into a fully enclosed room with doors. It is one of the toughest textile roofs on the market having withstood snow testing up to 550kg.

The roof comes in a wide variety of frame and fabric styles to suite your personal requirements.

Integrated water drainage

Our intelligently engineered and discretely integrated water drainage system provides an invisible barrier that guides any rainwater along the guttering within the structure and safely away with maximum efficiency.



The Viola

The Viola is both practical and versatile and through clever engineering it gives you the ability to extend your living space outside whatever the weather.

Our stunning Viola is not only able to truly open-up your home surroundings in style, but it is wonderfully engineered with structural aesthetics in mind.

The roof is cleverly designed so that almost no fixings are visible to ensure a slimline look is maintained throughout. The hardy exterior cassette casing also keeps the fabric components well protected from the elements for many years. This timeless structure comes in a wide range of frames and fabric colours to suit your taste.

The Protea offers many cleverly integrated structural benefits.

Glazed elements


Retrofittable, easy-gliding glazed walls on all sides to create the perfect weather retreat.

Elegant and extremely stable

The structure is highly resilient with its retractable fabric roof allowing you to enjoy the fresh air and sunshine whenever the time suites you.

Integrated LED lighting

Our lighting options give you full control of the atmospheric setting at the click of a button.



Cleverly engineered post for water drainage

The Viola is ahead of its time with the addition of an optional telescopic post that can be manually lowered allowing the desired pitch to direct excess rain water away from the structure.



Flexible fixings and bearings

Take advantage of the water repellent telescopic roof with the help of the expertly engineered wall brackets and floating bearings giving the roof both strength and flexibility.

Awnings

Extend the time that family and friends can enjoy the surroundings of your garden with one of our retractable awnings. Our durable contemporary and compact awnings have been expertly designed to allow you to utilise patio space throughout the year with completely adjustable levels of protection from the sun.

Reinvigorate unused parts of your patio or garden with the help of one of our stylish and practical retractable awnings. Experience the benefit of an extended sociable space whilst enjoying a flexible shaded area throughout the year.

Stylish shade protection

We are expertly placed to ensure that both the design and implementation of your awning is exactly what you have in mind. We have a huge variety of more than

200 different styles and colours of fabric suited to a range.

Contemporary and compact

When in use our awnings can dramatically transform any exterior space. However when folded away they are beautifully compact and unobtrusively slim. They are easy to install with options of flat or oval casing that leave absolutely no visible screws, brackets or fixings.

of budgets. Not only do our awnings look impressive when on display,

but their meticulously designed retractable properties allow it to be seamlessly stored in its own minimalist casing when not in use fully protected from the elements.

Versatile yet stable

Our awnings are exceptionally durable having been tested up to wind force 5. With the help of our tough custom brackets, our awning can be installed and enjoyed in the most unexpected locations and even as a free-standing product.

Key design features



Long-Life arm technology

Long-Life arms give all of our awnings the ability to cope with extreme conditions even under high-tension forces. We combine the Long-Life arm technology with robust aluminium strengthened joints to give every awning unrivalled stability and strength.



Certified up to wind force 5

Our unique folding Long-Life arm technology has been rigorously tested under extreme conditions and is underpinned by a robust aluminium forged component technology preventing the awning from being disrupted by gusty conditions.



Atmospheric LED lighting

Enhance the mood of any evening with our atmospheric LED lighting. Our highly energy efficient solutions have an operating life of over 30,000 hours and allow fully adjustable levels of light via our intelligent remote.



In detail

Our three best selling models of awnings are the Cosmos, the Saponaria and the Olea, all of which are uncompromising on design yet durable.



The Cosmos

The Cosmos is a sophisticatedly premium shade that oozes class.

The Cosmos is packed with the latest awning technology allowing you to enjoy this stunning structure even in small spaces. The slim design gives it a modern look and feel which

will never date. The harmoniously crafted oval shaped cassette gives you peace of mind that the fabric will be protected and it even comes with a 10 year warranty to prove how confident we are that wear and tear will be minimal. There are a number of options you can take advantage of in order to enhance your outdoor experience as well.



- Slimline fully enclose cassette
- Beautifully engineered
- Durable yet silent to operate
- Energy efficient optional LED lighting
- Innovative 2 point connection
- 10 year arm warranty



The Saponaria

The Saponaria has a contemporary feel, with modern clean lines that give it an undeniably stylish appearance without compromising on functionality.



The Saponaria comes with a rich tapestry of features that allow you to enjoy one of the best all-round awnings on the market in the comfort of your own surroundings. Clever additions to the structure allow you to enjoy outstanding sun protection during the day and highly energy-efficient LED lighting provides tasteful ambiance during the night. The Saponaria is really in a class of its own.

- Contemporary design
- Innovative closing mechanism producing no wear
- Extendable up to 210 cm
- Highly energy-efficient integrated LED lighting
- Valance that delivers vertical privacy and sun protection
- 10 year arm warranty

Atmospheric LED lighting

Enjoy your awning space well into the evening with our optional energy efficient LED light bar that can be integrated into the frame to provide an atmospheric and pleasant warming white light.

Compact cassette protection

The Saponaria compact cassette has been crafted to look stylish as well as being exceedingly functional. It protects the awning against the elements and allows the awning to close with practically no wear at all thanks to the cushioned in-feed rollers.

Wind lock safety device

Our maintenance-free technology such as the tilting folding arm has proven wind lock safety that prevents the awning from being lifted by adverse weather or wind conditions.

The Olea

Our three best selling models of awnings are the Cosmos, the Saponaria and the Olea, all of which are uncompromising on design yet durable.

Olea awnings are built to shade and protect large external areas but also have a refined and sophisticated feel with the sleek and stylish design. The beautifully-shaped slim line cassette allows the awning to be reliably protected from the elements. Its innovative two-point connection has been engineered to leave the structure both seamlessly installed yet immensely robust. The Olea is very easy to use and is undeniably convenient yet extremely durable.

- Built to shade large areas
- Vertical valance delivering privacy and sun protection
- Seamless style with functional architecture
- Certified up to wind force 5

Unique and safe

The end cap closure provides the awning with a reliable protection against the elements & dirt with its patented spring loaded solution.

Privacy and protection

The integrated and easily controlled vertical valance provides amazing privacy along with anti-glare and sun protection. The valance can be lowered as much as 210 cm giving you comfortable outdoor living the way you want it.

Seamless LED lighting

Enjoy your Olea awning well into the evenings with integrated energy efficient LED lighting, giving you a warm white glow to enjoy your beautiful patio area.



Let us help you build your dream space...

📞 01737 570 021

🌐 theoutdoorlivinggroup.com

✉ info@theoutdoorlivinggroup.com





Build your dream space

01737 570 021 | theoutdoorlivinggroup.com | info@theoutdoorlivinggroup.com